

QUANTUM POWER MODULE MKE & XKE

INSTRUCTIONS

Modules MKE and XKE were specially designed for use with the Nikon SB-24 and SB-25 Flash.

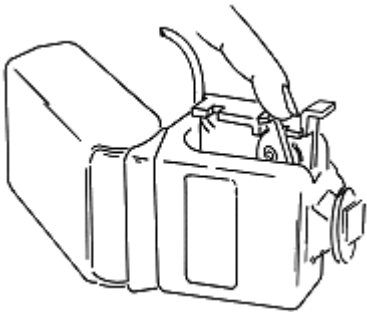
Module MKE-for use with the Quantum Battery 1

Module XKE-for use with Bantam Battery

Do not exceed the flash manufacturer's recommendation for the maximum number of consecutive full-power flashes, without a minimum rest period of 10 minutes to cool off. If no recommendation is given do not exceed 36 consecutive flashes without 10 minute rest period.

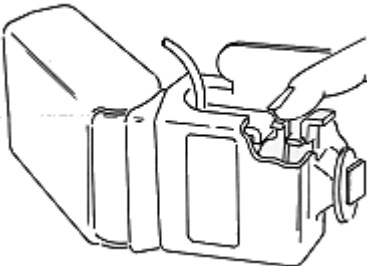
Follow steps 1-4 for proper location and usage of the module with the Nikon SB-24 and SB-25 Flash.

1



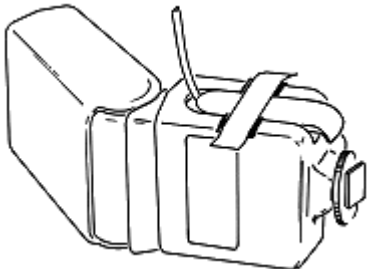
Push the module lever forward and insert the module into the battery compartment.

2



Press the module down inside the battery compartment until the lever springs back locking the module into place.

3



Secure the battery door with the velcro strips provided with the module. Place one adhesive backed piece on either side of the battery door. Use the 4" long (10cm) piece to secure the door.

4

To remove the module from the flash, press the module down slightly and push the lever forward. While holding the lever in the forward position gently lift the module cord.

